


HLL BIOTECH LIMITED, CHENNAI

Revival of DPT Vaccine Manufacturing Facility, PII, Coonoor


nne pharmaplan®	User Requirement Specifications				 HBL BIOTECH LIMITED 6, Sector 44, Gurgaon Haryana - 122002, India
	Equipment/System	Semi-Automatic Vial Optical Inspection Machine			
	Identification	F-VIM- 01	Document	URS/VIM 01	
	Effective Date	2015-08-17	Revision	00	

User Requirement Specifications Semi-Automatic Vial Optical Inspection Table

Process Code	Area	Equipment code	Qty(Nos)	Capacity (W.V)
F	Formulation	F-VIT 01	1	120 vials/ min

HLL BIOTECH LIMITED, CHENNAI

Revival of DPT Vaccine Manufacturing Facility, PII, Coonoor

nne pharmaplan®	User Requirement Specifications				
	Equipment/System	Semi-Automatic Vial Optical Inspection Machine			
	Identification	F-VIM- 01	Document	URS/VIM 01	
	Effective Date	2015-08-17	Revision	00	

URS Annexure List

URS Annex No.	Detail
1	Layout showing location of the in the block

HLL BIOTECH LIMITED, CHENNAI

Revival of DPT Vaccine Manufacturing Facility, PII, Coonoor



nne pharmaplan®	User Requirement Specifications				 HBL BIOTECH LIMITED E-20, PLOT 10, SECTOR 10 Gurgaon, Haryana
	Equipment/System	Semi-Automatic Vial Optical Inspection Machine			
	Identification	F-VIM- 01	Document	URS/VIM 01	
	Effective Date	2015-08-17	Revision	00	

Table of Contents

1.0	APPROVAL SIGNATURE.....	4
2.0	EQUIPMENT DESCRIPTION.....	5
3.0	PROCESS DESCRIPTION.....	8
3.1	INPUT & CHARGING METHOD	8
3.2	BRIEF PROCESS STEPS	8
3.3	OUTPUT & DISCHARGING METHOD.....	8
4.0	PRODUCTIVITY REQUIREMENT	8
4.1	DESIRED/ SUGGESTED CAPACITY	8
4.2	STANDARD BATCH SIZE	8
4.3	CHANGE OVER TIME.....	8
4.4	OTHERS(IF ANY)	9
5.0	CONTAINMENT	9
6.0	GMP REQUIREMENTS.....	9
6.1	PROCESS CONTROL	9
6.2	FAILURE MODE DETECTION.....	9
6.3	IN – PROCESS CONTROL	9
6.4	LEVEL OF INSTRUMENTATION.....	9
6.5	BATCH DATA DISPLAY AND RECORD PRINTING.....	9
6.6	GMP REQUIREMENTS (OTHERS)	10
6.7	SPECIFIC REQUIREMENTS.....	10
7.0	CONSTRAINTS.....	11
7.1	EQUIPMENT LOCATION AND AVAILABLE SPACE	11
7.2	AVAILABLE UTILITY	11
8.0	ABBREVIATION	11

HLL BIOTECH LIMITED, CHENNAI

Revival of DPT Vaccine Manufacturing Facility, PII, Coonoor

nne pharmaplan®	User Requirement Specifications				 HBL BIOTECH LIMITED E-80/1, Block 2, Phase 2, Gurgaon, Haryana, India
	Equipment/System	Semi-Automatic Vial Optical Inspection Machine			
	Identification	F-VIM- 01	Document	URS/VIM 01	
	Effective Date	2015-08-17	Revision	00	

1.0 APPROVAL SIGNATURE

This document is prepared by the Process, Validation and GMP Compliance team of "NNE Pharmaplan India" for the project "Revival of DPT Vaccines manufacturing Facility" (**Project number:-110831**) of Pasteur Institute of India, Coonoor under the authority of their Project Manager. Hence, this document before being effective shall be approved by the QA team of Pasteur Institute of India, and authorized by the appropriate Project Authority.

Prepared by

Name/ Designation	Signature	Date
Mr Manohar Process Engineer-Biotech NNE Pharmaplan India Ltd.		

Checked by

Name/ Designation	Signature	Date
Ms. Shilpa Rao Sr. Process Engineer-Biotech NNE Pharmaplan India Ltd.		

Approved by


Name/ Designation	Signature	Date
Mr. Vikas Katial GM and Head-COC Vaccines NNE Pharmaplan India Ltd.		
HLL Biotech Limited		
Pasteur Institute of India		

Authorized by

Name/ Designation	Signature	Date
Project Authority Pasteur Institute of India		

HLL BIOTECH LIMITED, CHENNAI

Revival of DPT Vaccine Manufacturing Facility, PII, Coonoor

nne pharmaplan®	User Requirement Specifications				 HBL BIOTECH LIMITED E-60/10, Sector-27, Gurgaon Haryana-122001, India
	Equipment/System	Semi-Automatic Vial Optical Inspection Machine			
	Identification	F-VIM- 01	Document	URS/VIM 01	
	Effective Date	2015-08-17	Revision	00	

2.0 EQUIPMENT DESCRIPTION

Equipment operation should detect defects such as:

- (i) Crack on vial surface
- (ii) Fibre particles and black particles on surface or visible
- (iii) Black Particle
- (iv) Rubber stopper/cap/flip cap absence.
- (v) Powder Level variation.
- (vi) Cap cramping error.

The vial is put slowly in rotation in front of control station in order to allow 360 degree analysis of the product.


S. No.	Identification no.	Capacity	Vial Size	Remarks
1.	F-VIM 01	120vials/ min	6R	

The machine should consist of following parts in order to run operation smoothly

S. No.	Description	Purpose
1.	Vial infeed unit	Infeed tray and turn table along with infeed system and conveyor
2.	No of operators	4 nos. 2 on each side
3.	No of conveyors	2 nos independent conveyors controlled by VFD
4.	No of Magnifying Glasses	4 nos. one for each operator
5.	Inspection Unit	To inspect the vials at a 15 deg angle with 360 deg rotation within the window of magnifying glass
6.	No of rotations	Two nos. within the window of magnifying glass
7.	Cap cramping defects	Mirror should be provided
8.	Inverter	Nylon inverter- two Infeed and two outer sides
9.	Elephant chute	For collecting inspected vials at the out feed tray and to avoid the breaking of vials.
10.	Rejected vials collection box/bag	Stop/Start push button for all work station should be provided for each operator
11.	Counters	Vendor to provide 3 different counting systems in PLC

HLL BIOTECH LIMITED, CHENNAI


Revival of DPT Vaccine Manufacturing Facility, PII, Coonoor

nne pharmaplan®	User Requirement Specifications				 HBL BIO TECH LIMITED Kutubpur Mill, Baranagar Gurgaon - 122 006, India
	Equipment/System	Semi-Automatic Vial Optical Inspection Machine			
	Identification	F-VIM- 01	Document	URS/VIM 01	
	Effective Date	2015-08-17	Revision	00	

		<ul style="list-style-type: none"> – First Infeed Turn Table – Rejected vial counting – Good vial counting sensor
12.	Inspection Hood	S.S. Hood with lights inside two separators for both operators, plain mirror for Seal check, should be provided
13.	Control panel	To regulate the desired parameters.
14.	Quantity	2 nos.

HLL BIOTECH LIMITED, CHENNAI

Revival of DPT Vaccine Manufacturing Facility, PII, Coonoor

nne pharmaplan®	User Requirement Specifications				 HBL BIOTECH LIMITED EAST OF INDIA KOLKATA
	Equipment/System	Semi-Automatic Vial Optical Inspection Machine			
	Identification	F-VIM- 01	Document	URS/VIM 01	
	Effective Date	2015-08-17	Revision	00	

Note:

1.	This Technical Specification is the basis for an inquiry to a vendor and therefore the basis for the vendor's proposal.
2.	The vendor is asked to state in "REMARKS" column with "yes" if the described requirement will be completely fulfilled and with "no" in case the requirement will not or cannot be fulfilled with the proposed equipment. In case of any deviation a comment must be inserted or enclosed as a separate annexure by referring to the respective URS specification number.
3.	The vendor must clearly comment each item of the Technical Specification. The comments must be in English language. If extra cost for necessary options become necessary the item must be clearly stated.
4.	In case that the requirement includes a question or request or information from the vendor, the answer / information should be stated in the "REMARKS" column.
5.	The final version of this document including the vendor's comments will become basis of a potential purchase order or contract.
6.	The Technical Specification serves to define a summary of all vendor's requirements concerning scope of delivery and services.
7.	The vendor is responsible for technically unobjectionable function of the equipment. This TS is not intended to dictate a technical design to the vendor. If agreed upon with the vendor, the vendor can apply his practically proven design.
8.	Special Instruction <ol style="list-style-type: none"> If no comments against any specification shall be considered as "NO" and If there is no reply / comments against the complete URS by the vendor then it shall be treated as unresponsive / technically non-compliant and rejected.
9.	All the instruments and controls mentioned in the URS(s) are expected to be standard supply and part of your standard equipment model. In case of any deviation or redundancy or additional scope of supply is noticed, vendor is required to obtain clarification from HLL before submitting the quotes.
10.	The makes requested are standard international makes. In case of any deviation, vendor to seek clarification from HLL before submitting the offers.
11.	Refer document "Installation Requirement Specifications and Specific Instructions" with URS NPI/110831/EQP/IRS01
12.	Refer tender document NPI/110831/EQP/TED/xx

HLL BIOTECH LIMITED, CHENNAI


Revival of DPT Vaccine Manufacturing Facility, PII, Coonoor

HBL HLL BIOTECH LIMITED 6, Avenue 118, Coonoor Tamil Nadu 643 001	User Requirement Specifications			
	Equipment/System	Semi-Automatic Vial Optical Inspection Machine		
	Identification	F-VIM- 01	Document	URS/VIM 01
	Effective Date	2015-08-17	Revision	00

Specifications				Remarks				
3.0 PROCESS DESCRIPTION								
3.1 Input & Charging method								
3.1.1	Filled vials shall be loaded on the Infeed Tray of Turn Table. Where vials will be divided in two rows, further vials will be fed to inspection rollers							
3.1.2	Vials in vertical position are then passed through the Nylon invertors to the rollers in horizontal position at a 15 degree angle for proper inspection of the vials where operator can inspect black particle, and crack on vials, seal defect.							
3.2 Brief Process Steps								
3.2.1	The rollers passes the vials to the inspection hood where the lights, Black/ White surrounding area, Magnifying Glass should be placed and adjustable.							
3.2.2	The machine should be suitable for four operators, Two on the right side and Two on the left side.							
3.2.3	The operators should have the choice to reject the vials having faults /defects i.e. the operator has to manually pick and drop the faulty vial							
3.3 Output & Discharging method								
3.3.1	The rejected vial gets collected in the collection box with a cloth bag with a holding capacity of 1000 vials.							
3.3.2	Each conveyor should have 1 no. rejection system connected to 2 nos. of rejection chute on each side.							
3.3.3	Good vials shall be collected through elephant chute							
4.0 PRODUCTIVITY REQUIREMENT								
4.1 Desired/ suggested capacity								
120 vials per minute								
Vendor should also suggest the best possible maximum output since inspected vials shall be collected manually at the out feed of inspected machine which will be a standalone Machine.								
4.2 Standard batch size								
<table><tr><td>Identification #</td><td>Batch size vials/ batch</td></tr><tr><td>F-VIM 01</td><td>Max. 1,00,000</td></tr></table>				Identification #	Batch size vials/ batch	F-VIM 01	Max. 1,00,000	
Identification #	Batch size vials/ batch							
F-VIM 01	Max. 1,00,000							
4.3 Change Over Time								
Operation without machine changeover is preferred, if changeover to be done, this must be possible in not longer than 30 minutes by a single operator with minimum tool usage. The number of format parts should be minimized and stated in the quotation.								
To fix the right position of the format parts, they should be marked that is not erasable.								
File Name	NPI_110831_EQP_URS_VIM 01		Page No.	Page 8 of 12				

HLL BIOTECH LIMITED, CHENNAI

Revival of DPT Vaccine Manufacturing Facility, PII, Coonoor

nne pharma plan®	User Requirement Specifications				 HBL BIOTECH LIMITED E: info@hblbiotech.com P: 0422 222 2222
	Equipment/System	Semi-Automatic Vial Optical Inspection Machine			
	Identification	F-VIM- 01	Document	URS/VIM 01	
	Effective Date	2015-08-17	Revision	00	

Specifications	Remarks
----------------	---------

4.4 Others(If any)	
---------------------------	--

The equipment shall be able to operate for 24 hours	
---	--

5.0 CONTAINMENT	
------------------------	--

Not Applicable	
----------------	--

6.0 GMP REQUIREMENTS	
-----------------------------	--

6.1 Process control	
----------------------------	--

The inspection machine should essentially have the necessary provision for adjustment / control of the following critical process parameters:

6.1.1.1 Inspection	
--------------------	--

6.1.1.2 Rejection of faulty vials (manually)	
--	--

6.1.1.3 Physical counter at the out feed of the machine.	
--	--

6.2 Failure mode detection	
-----------------------------------	--

Equipment shall be capable to detect the following failure, notify the operator with alarm and shutdown the process:

Emergency stop activated.	
---------------------------	--

6.3 In – Process control	
---------------------------------	--

NA	
----	--

6.4 Level of instrumentation	
-------------------------------------	--


Sufficient and suitable instrumentation for the process, safety and productivity control as indicated in the following table:			
Type of control	Purpose	Instrumentation	
Speed (infeed)	To synchronize the speed with conveyor	Variable frequency drive	
Counter	To count labelled vials at the out feed station, infeed vials and rejected vials	Proximity sensor	
Rejection station	To collect rejected vials	Diverter, collection tray	
Conveyor system	To vary the speed	Variable frequency drive	

6.5 Batch data display and record printing	
---	--

Batch report to be printed at the end of the batch. It should mention the requirement of batch report, batch id, start time, end time, rejected vials quantity, accepted vials quantity, alarm details, operator name.	
--	--

HLL BIOTECH LIMITED, CHENNAI

Revival of DPT Vaccine Manufacturing Facility, PII, Coonoor

HLL Pharmaplan®	User Requirement Specifications				 H. L. BIOTECH LIMITED E-60/1, MIDC, Phase II, Ghatge Road, P. O. No. 12, 411 004
	Equipment/System	Semi-Automatic Vial Optical Inspection Machine			
	Identification	F-VIM- 01	Document	URS/VIM 01	
	Effective Date	2015-08-17	Revision	00	

Specifications	Remarks
----------------	---------

Vendor should consider a printer for the same.

6.6 GMP requirements (Others)

6.6.1 Refer IRS (Installation requirement specification and Specific Instructions)

6.7 Specific requirements

6.1.2 Variable frequency drives (Speed control) should be provided

6.1.3 The Optical inspection machine shall be easy to clean.

6.1.4 Partitions to be provided in the table for each operator/station.

6.1.5 Elephant chute to be provided to avoid vials braking after the outfeed.

6.1.6 Out feed table height should be between 900-1100 mm **(Vendor to specify)**

6.1.7 The MOC of body shall be SS 304

6.1.8 Height of the conveyor should be adjustable between 850 mm to 1100 mm **(Vendor to specify)**

6.1.9 All the software backups shall be provided, which are installed in the PLC interfaced with the machine, Software with separate license key should be provided by the vendor

6.1.10 HMI (10 inches at least) to be provided.

6.1.11 Make of PLC shall be Allen Bradley / Siemens.

6.1.12 Make of servo based mechanism shall be Allen Bradley / Siemens.

6.1.13 Make of sensor for counter shall be SICK / P&F/Omron

6.1.14 The construction of the complete system should be described in the documentation in detail.

6.1.15 Cables, top (industrial plug), air tubes, etc. required from the point (single utility point) to equipment are in scope of vendor.

6.1.16 Vendor shall provide tools for maintenance of the equipment.

6.1.17 Space below the equipment shall be six inches for the accessibility of cleaning.

Other Requirement


6.1.18 All metallic surfaces should be constructed of SS 304

6.1.19 The conveyor should be constructed of SS-304 or Polyethylene.

6.1.20 In feed worm should be constructed of Delrin

HLL BIOTECH LIMITED, CHENNAI

Revival of DPT Vaccine Manufacturing Facility, PII, Coonoor

nne pharma plan®	User Requirement Specifications				 HBL BOTTECH LIMITED E: info@hblbottech.com P: 020-4567 8910
	Equipment/System	Semi-Automatic Vial Optical Inspection Machine			
	Identification	F-VIM- 01	Document	URS/VIM 01	
	Effective Date	2015-08-17	Revision	00	

Specifications	Remarks
----------------	---------

7.0 CONSTRAINTS

7.1 Equipment location and available space

- a) This equipment will be installed in the **Formulation block** of Revival of DPT vaccine manufacturing facility at PII, Coonoor as follows:

Floor: Formulation Block – Ground Floor

Room dimension : 45 m² (5 m x 9.5 m)

False ceiling height: 4 m

Physical condition of the room:

1. Class: CNC
2. Differential Pressure: 05 Pa
3. Temperature maintained: 23 °C
4. Relative Humidity: NMT 60% RH

7.2 Available Utility

7.2.1 Compressed Air@ 6- 8 bar

7.2.2 Electricity : _____ kW

8.0 ABBREVIATION

Abbreviation	Definition
PII	Pasteur Institute Of India
GMP	Good Manufacturing Practices
HLL	HLL Life care Limited
NPI	NNE Pharmaplan India Ltd

REVISION INDEX

Revision	Date	Reason for Revision
00	2015-08-17	First Draft for Client's Review

HLL BIOTECH LIMITED, CHENNAI

Revival of DPT Vaccine Manufacturing Facility, PII, Coonoor

nne pharmaplan®

User Requirement Specifications

Equipment/System

Semi-Automatic Vial Optical Inspection Machine

Identification

F-VIM- 01

Document

URS/VIM 01

Effective Date

2015-08-17

Revision

00



URS Annexure 1: LAYOUT C FORMULATION BLOCK

